







Full length article

Alterations in the non-neuronal cholinergic system induced by *in-vitro* exposure to diazoxon in spleen mononuclear cells of Nile tilapia (*O. niloticus*)

G.A. Toledo-Ibarra ^{a c}, M.I. Girón-Pérez ^{a b}  , C.E. Covantes-Rosales ^{a b}, G.H. Ventura-Ramón ^{a b}, G. Pérez-Sánchez ^c, A. López-Torres ^d, K.J.G. Diaz-Resendiz ^{a b}, E. Becerril-Villanueva ^c, L. Pavón ^c  

Show more 

 Share  Cite

<https://doi.org/10.1016/j.fsi.2020.11.033> 

[Get rights and content](#) 

Highlights

- OPs are capable of disrupting the cholinergic system of SMNC in Nile tilapia.
- AChE activity is inhibited in SMNC exposed *in-vitro* to 1 and 10 μ M of DXN.
- DXN alters the expression of mAChR and nAChR in SMNC of Nile tilapia.
- DXN inhibits AChE but also alters " non-conventional " targets such as AChR.